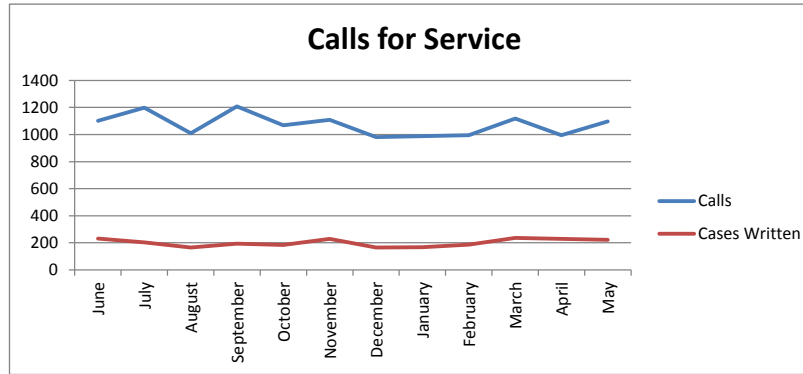




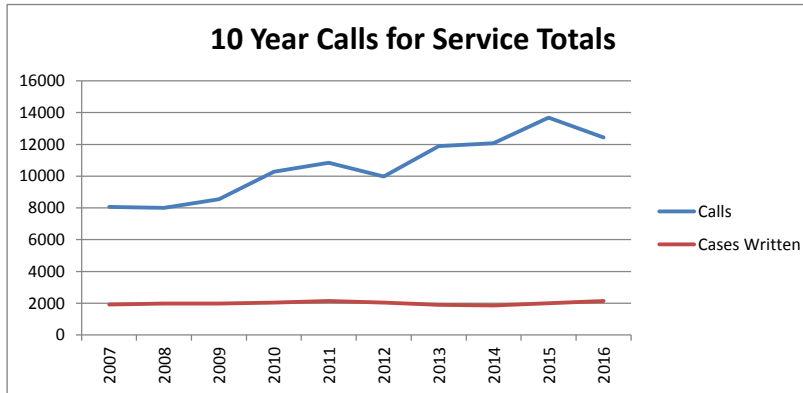
NORTH OGDEN POLICE DEPARTMENT

May 2017 Crime Bulletin

Calls for Service	Calls	Cases Written
June	1101	232
July	1199	204
August	1010	164
September	1207	194
October	1069	184
November	1108	230
December	981	166
January	987	167
February	994	187
March	1117	236
April	996	228
May	1097	221



Calls for Service	Calls	Cases Written
2007	8058	1919
2008	8001	1982
2009	8548	1991
2010	10288	2045
2011	10847	2143
2012	9974	2040
2013	11895	1909
2014	12061	1854
2015	13685	2012
2016	12432	2152

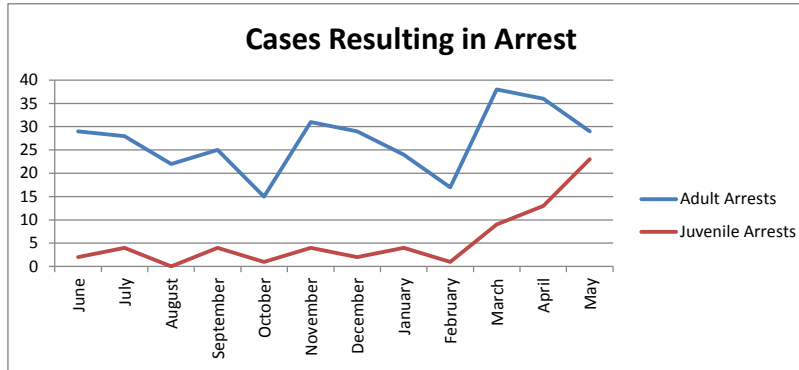




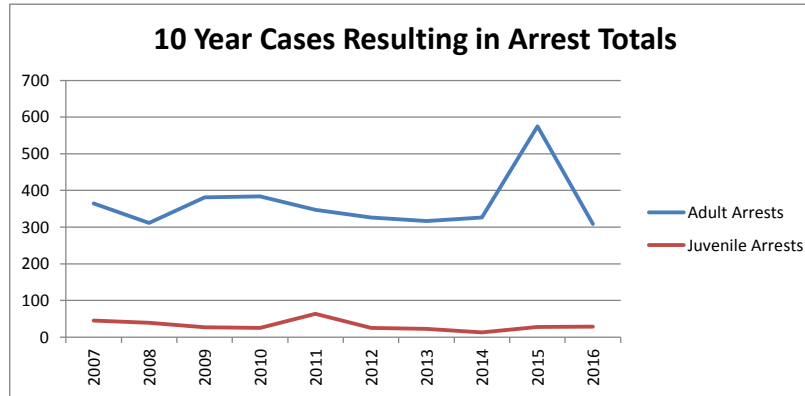
NORTH OGDEN POLICE DEPARTMENT

May 2017 Crime Bulletin

Arrested Persons	Adult Arrests	Juvenile Arrests
June	29	2
July	28	4
August	22	0
September	25	4
October	15	1
November	31	4
December	29	2
January	24	4
February	17	1
March	38	9
April	36	13
May	29	23



Arrested Persons	Adult Arrests	Juvenile Arrests
2007	365	45
2008	311	39
2009	381	27
2010	384	25
2011	347	64
2012	326	25
2013	317	23
2014	326	13
2015	575	28
2016	309	29

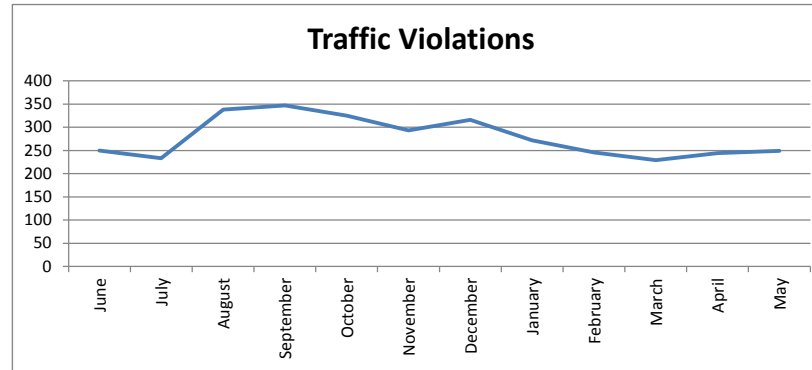




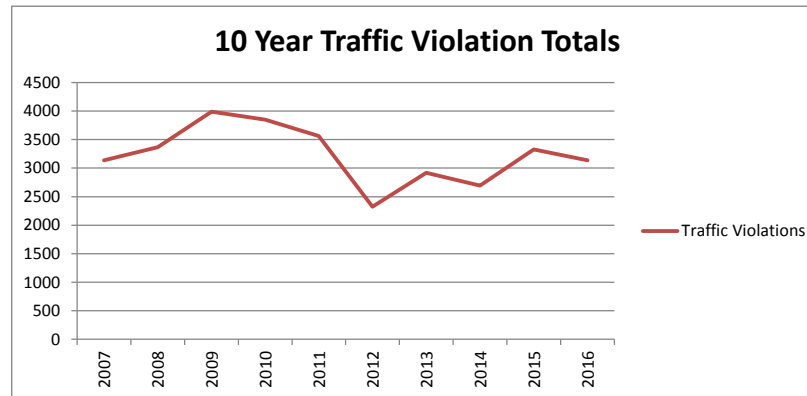
NORTH OGDEN POLICE DEPARTMENT

May 2017 Crime Bulletin

Traffic Violations	Traffic Violations
June	250
July	233
August	338
September	347
October	325
November	293
December	316
January	272
February	246
March	229
April	244
May	249



Traffic Violations	Traffic Violations
2007	3136
2008	3365
2009	3987
2010	3850
2011	3564
2012	2321
2013	2917
2014	2696
2015	3328
2016	3137





NORTH OGDEN POLICE DEPARTMENT

May 2017 Crime Bulletin

2850 N. 400 E.

	Average Vehicle Speed	50% Speeds	85% Speeds
June	27	29	32
July	26	28	32
August	25	27	31
September	25	28	31
October	25	28	31
November*	26	28	31
December	24	24	27
January	24	24	27
February	24	24	27
March	25	24	27
April	25	24	27
May	25	24	27

* The sign was removed on November 22nd, so this data only pertains to vehicles between November 1st and November 21st

1325 E. 3100 N.

	Average Vehicle Speed	50% Speeds	85% Speeds
June	31	33	38
July	32	33	38
August	31	33	38
September	31	32	38
October	31	33	38
November	31	32	37
December	30	32	38
January	25	26	32
February	30	32	37
March	31	32	38
April	30	32	37
May	31	32	37



NORTH OGDEN POLICE DEPARTMENT

May 2017 Crime Bulletin

950 E. 1700 N.

	Average Vehicle Speed	50% Speeds	85% Speeds
June	26	27	31
July	26	27	31
August	25	27	31
September	25	26	30
October	26	27	30
November	27	27	30
December	26	27	30
January	24	25	29
February	27	27	31
March	26	27	31
April	27	27	31
May	27	27	31

850 E. 3300 N.

	Average Vehicle Speed	50% Speeds	85% Speeds
June			
July			
August			
September			
October			
November*	23	24	29
December	24	25	30
January	22	22	28
February	24	25	30
March	24	25	30
April	24	25	30
May	24	25	30

*This sign was installed on November 22nd, so this data only pertains to those vehicles between November 22nd and November 30th.



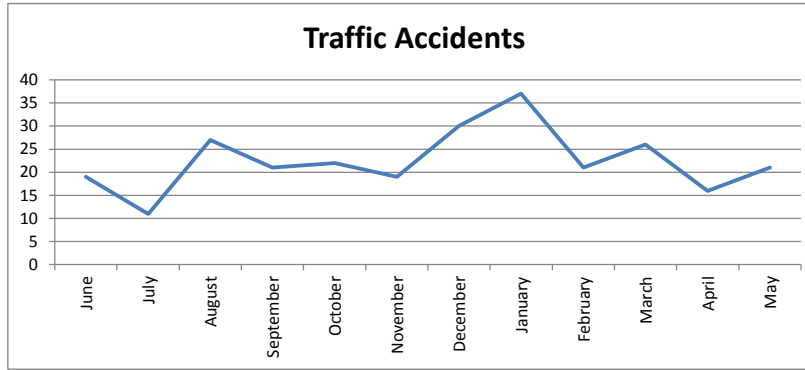
NORTH OGDEN POLICE DEPARTMENT

May 2017 Crime Bulletin

Traffic Accidents

June	19
July	11
August	27
September	21
October	22
November	19
December	30
January	37
February	21
March	26
April	16
May	21

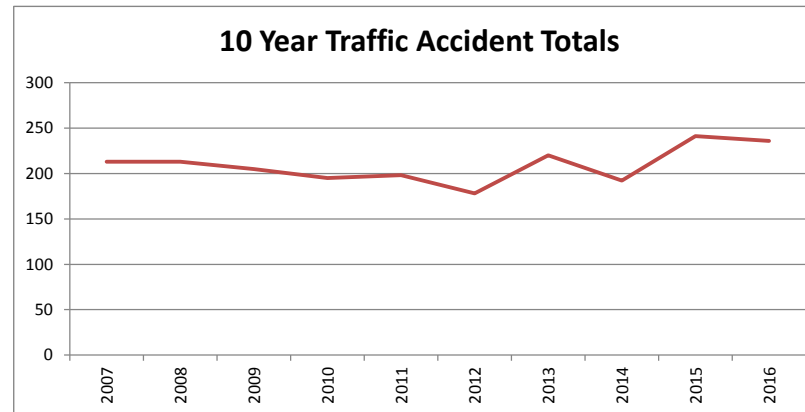
Traffic Accidents



Traffic Accidents

2007	213
2008	213
2009	205
2010	195
2011	198
2012	178
2013	220
2014	192
2015	241
2016	236

Traffic Accidents





NORTH OGDEN POLICE DEPARTMENT

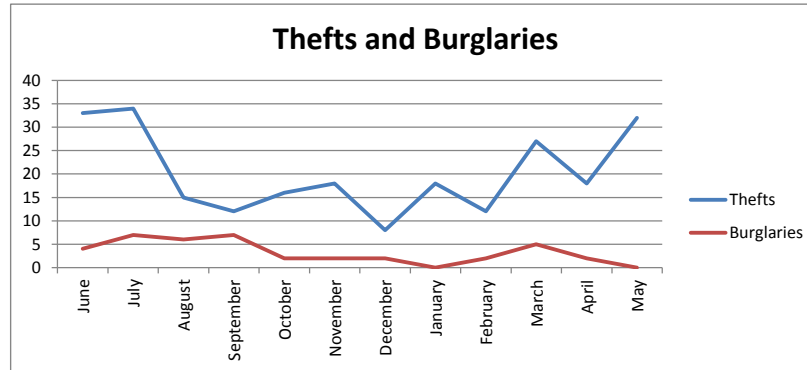
May 2017 Crime Bulletin

Theft and Burglaries

Month	Thefts
June	33
July	34
August	15
September	12
October	16
November	18
December	8
January	18
February	12
March	27
April	18
May	32

Burglaries

Month	Burglaries
June	4
July	7
August	6
September	7
October	2
November	2
December	2
January	0
February	2
March	5
April	2
May	0

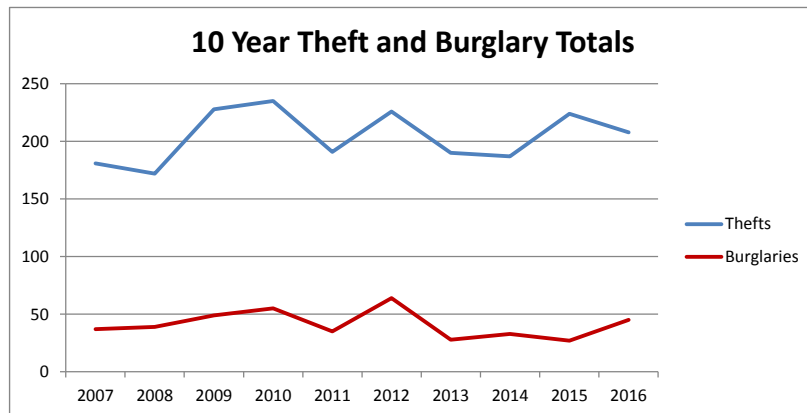


Theft and Burglaries

Year	Thefts
2007	181
2008	172
2009	228
2010	235
2011	191
2012	226
2013	190
2014	187
2015	224
2016	208

Burglaries

Year	Burglaries
2007	37
2008	39
2009	49
2010	55
2011	35
2012	64
2013	28
2014	33
2015	27
2016	45

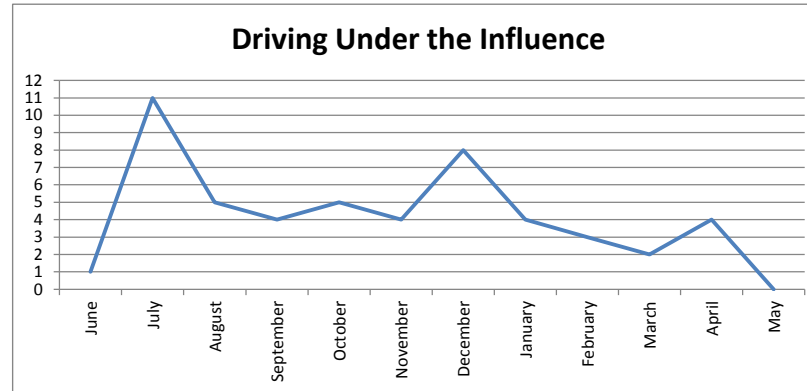




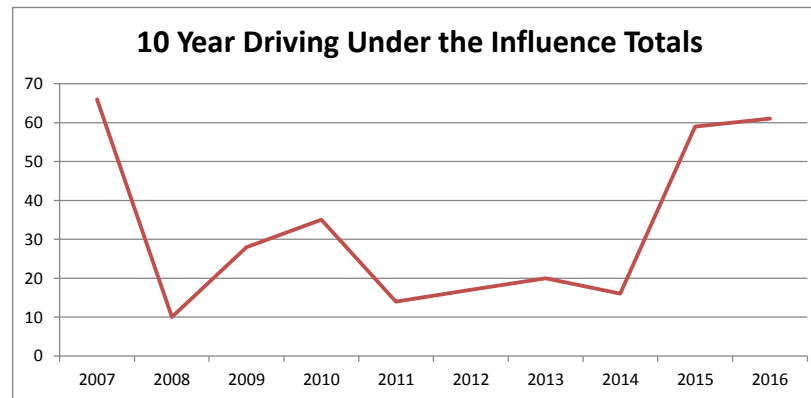
NORTH OGDEN POLICE DEPARTMENT

May 2017 Crime Bulletin

Driving Under the Influence	
June	1
July	11
August	5
September	4
October	5
November	4
December	8
January	4
February	3
March	2
April	4
May	0



Driving Under the Influence	
2007	66
2008	10
2009	28
2010	35
2011	14
2012	17
2013	20
2014	16
2015	59
2016	61

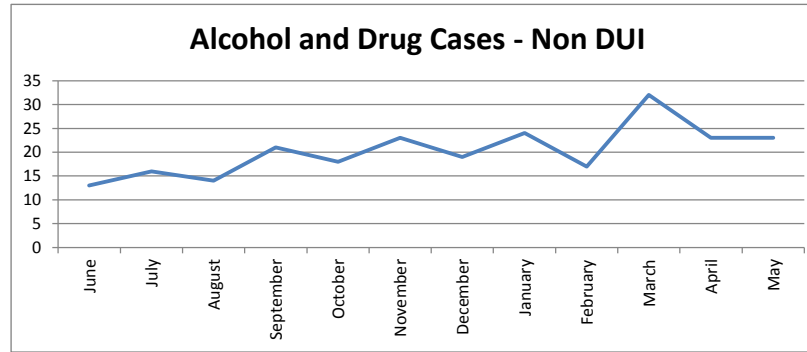




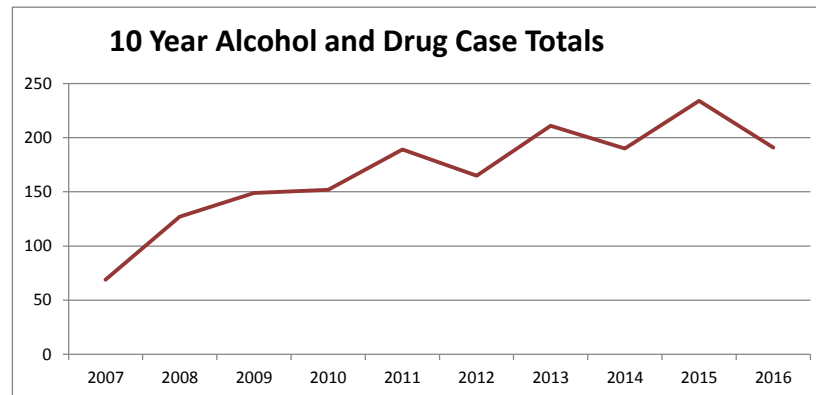
NORTH OGDEN POLICE DEPARTMENT

May 2017 Crime Bulletin

Alcohol and Drug Cases -	Alcohol and Drug
June	13
July	16
August	14
September	21
October	18
November	23
December	19
January	24
February	17
March	32
April	23
May	23



Alcohol and Drug Cases -	Alcohol and Drug
Non DUI	Cases - Non DUI
2007	69
2008	127
2009	149
2010	152
2011	189
2012	165
2013	211
2014	190
2015	234
2016	191

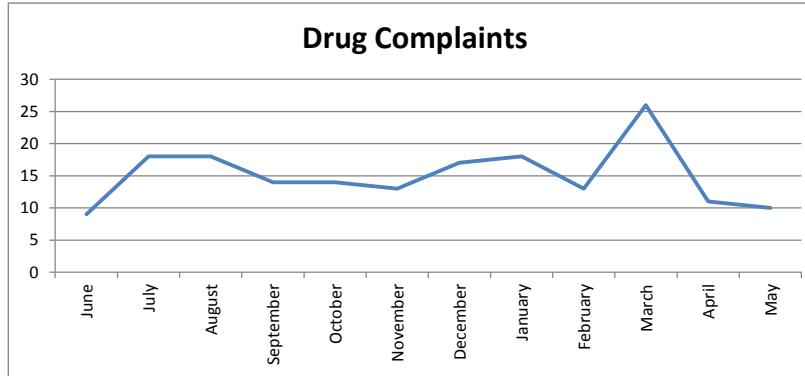




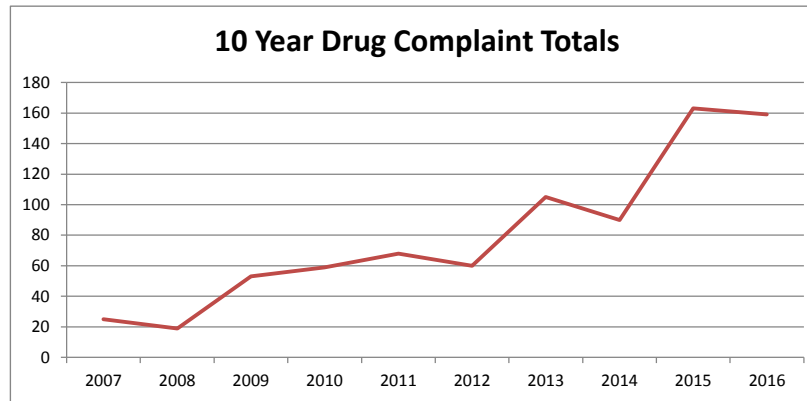
NORTH OGDEN POLICE DEPARTMENT

May 2017 Crime Bulletin

	Drug Complaints
June	9
July	18
August	18
September	14
October	14
November	13
December	17
January	18
February	13
March	26
April	11
May	10



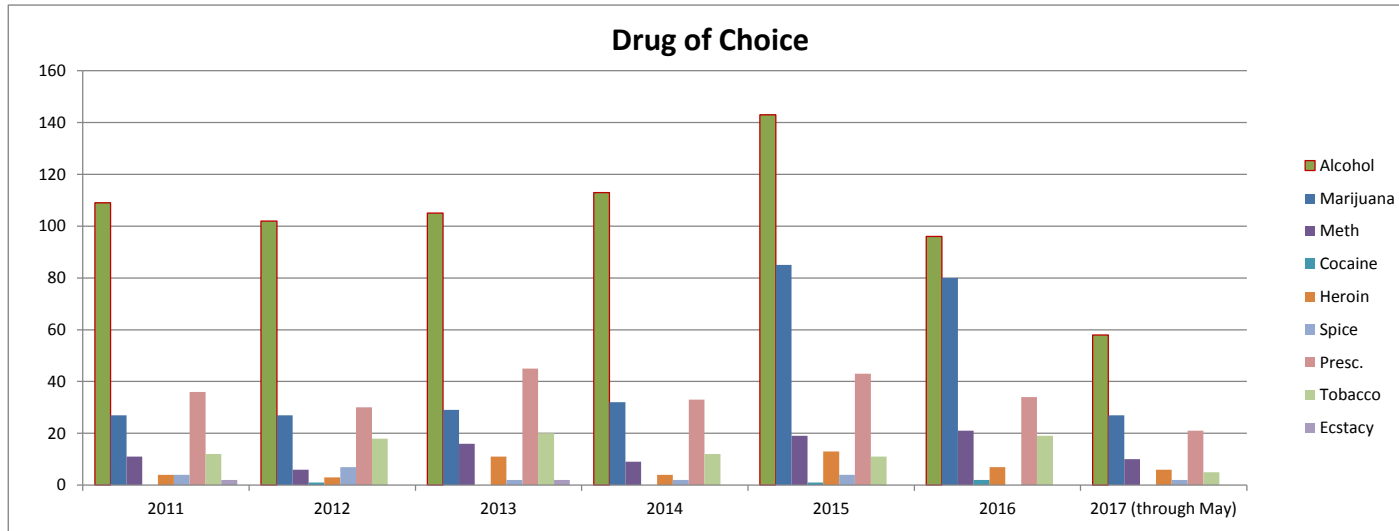
	Drug Complaints
2007	25
2008	19
2009	53
2010	59
2011	68
2012	60
2013	105
2014	90
2015	163
2016	159





NORTH OGDEN POLICE DEPARTMENT

May 2017 Crime Bulletin

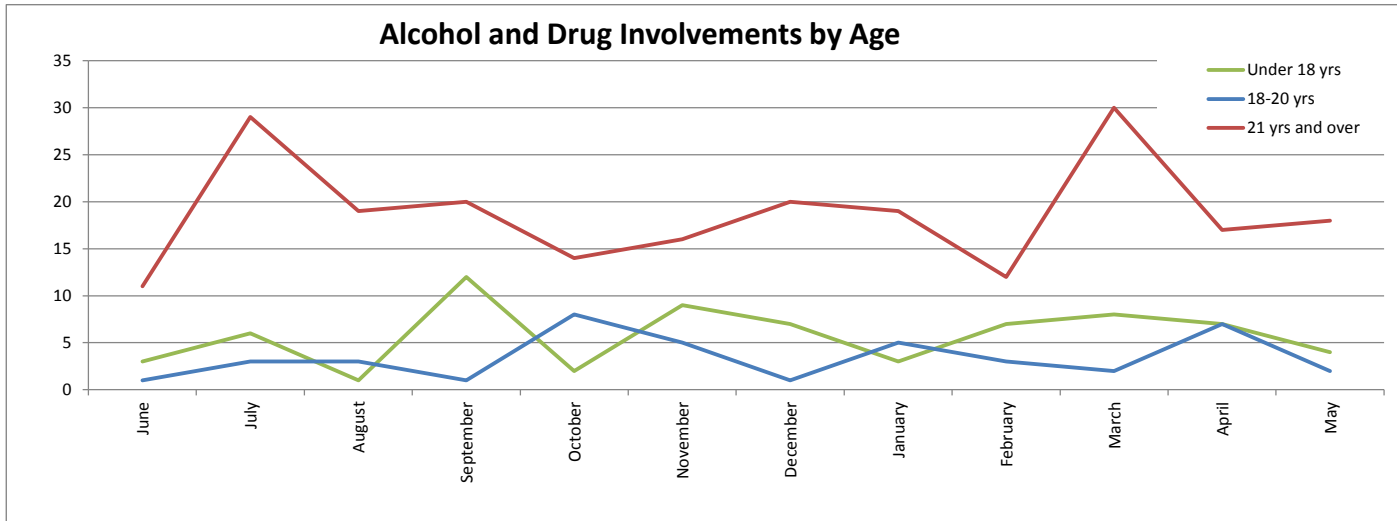


Drug of Choice	Alcohol	Marijuana	Meth	Cocaine	Heroin	Spice	Presc.	Tobacco	Ecstasy
2008									
2009									
2010									
2011	109	27	11	0	4	4	36	12	2
2012	102	27	6	1	3	7	30	18	0
2013	105	29	16	0	11	2	45	20	2
2014	113	32	9	0	4	2	33	12	0
2015	143	85	19	1	13	4	43	11	0
2016	96	80	21	2	7	0	34	19	0
2017 (through May)	58	27	10	0	6	2	21	5	0



NORTH OGDEN POLICE DEPARTMENT

May 2017 Crime Bulletin



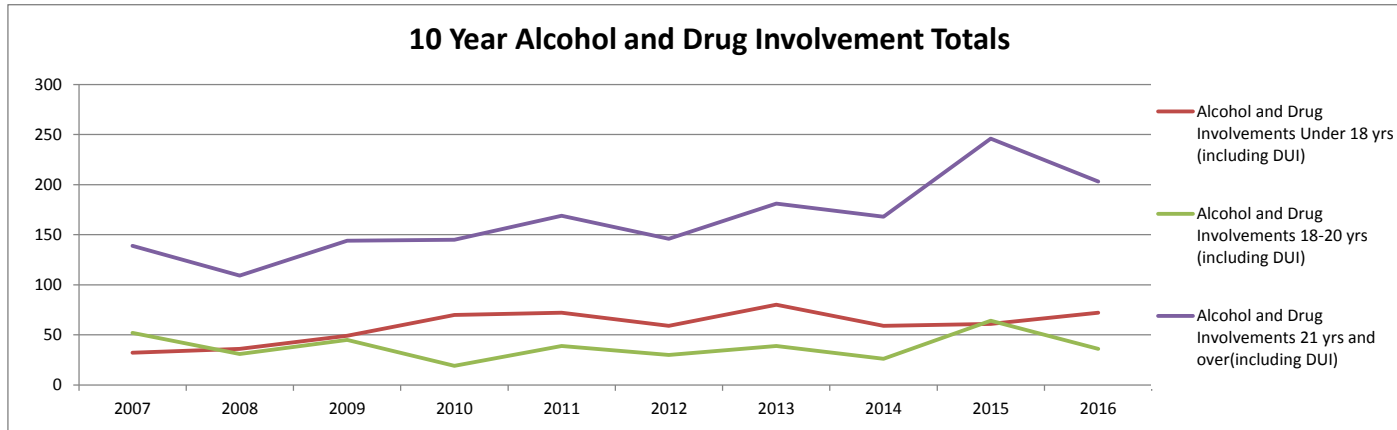
Alcohol and Drug Involvements

Alcohol and Drug Involvements (Including DUIs)	Under 18 yrs	18-20 yrs	21 yrs and over
June	3	1	11
July	6	3	29
August	1	3	19
September	12	1	20
October	2	8	14
November	9	5	16
December	7	1	20
January	3	5	19
February	7	3	12
March	8	2	30
April	7	7	17
May	4	2	18



NORTH OGDEN POLICE DEPARTMENT

May 2017 Crime Bulletin

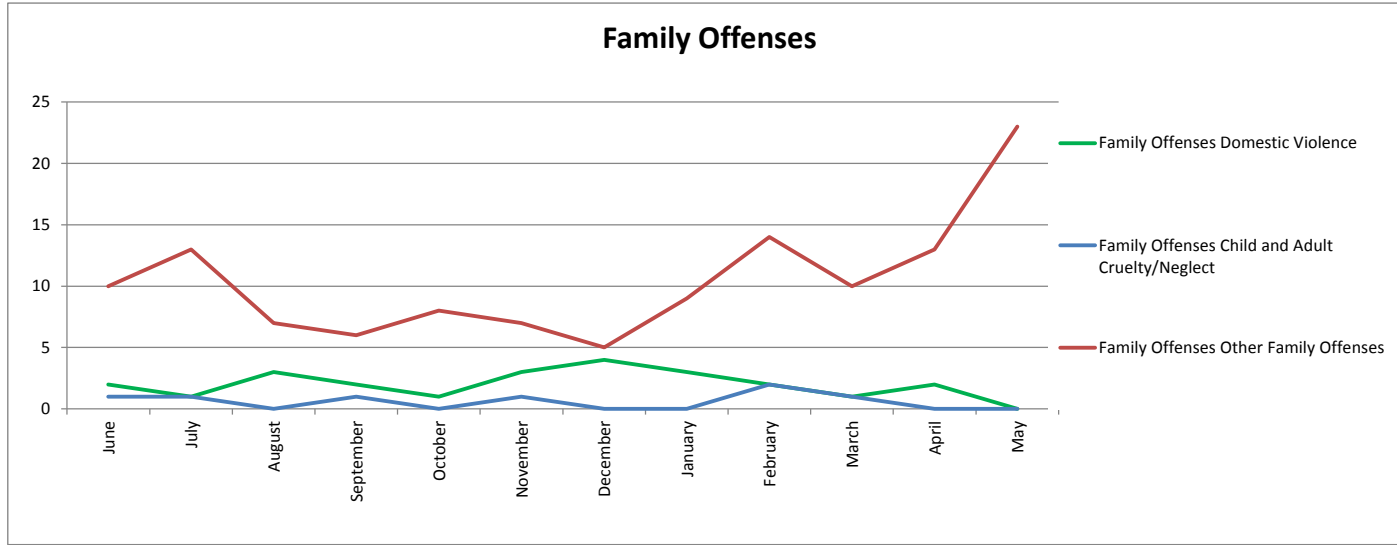


Alcohol and Drug Involvements			
	Under 18 yrs (including DUI)	18-20 yrs (including DUI)	21 yrs and over(including DUI)
2007	32	52	139
2008	36	31	109
2009	49	45	144
2010	70	19	145
2011	72	39	169
2012	59	30	146
2013	80	39	181
2014	59	26	168
2015	61	64	246
2016	72	36	203



NORTH OGDEN POLICE DEPARTMENT

May 2017 Crime Bulletin

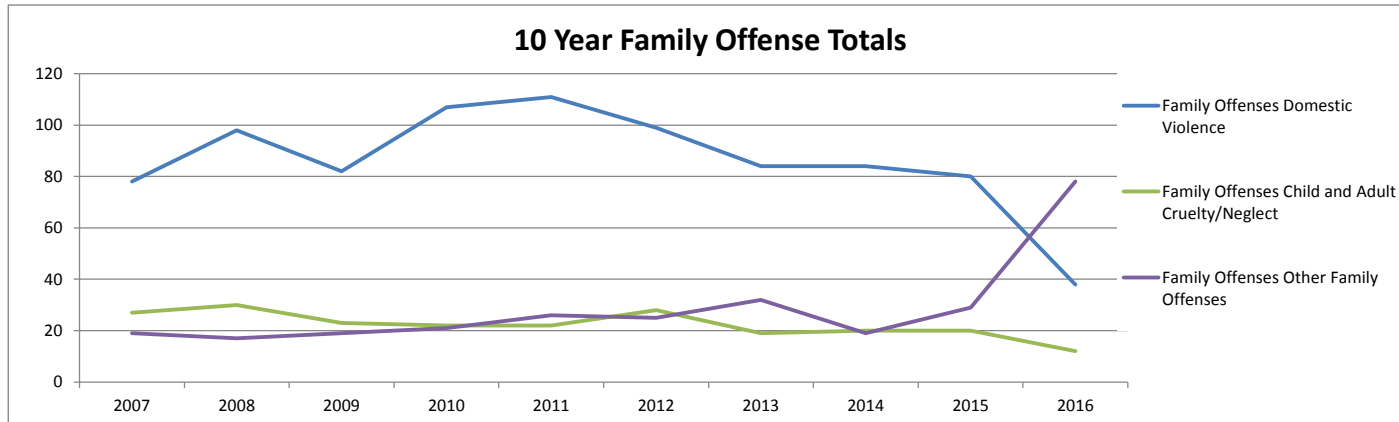


	Family Offenses		
	Domestic Violence	Child and Adult Cruelty/Neglect	Other Family Offenses
June	2	1	10
July	1	1	13
August	3	0	7
September	2	1	6
October	1	0	8
November	3	1	7
December	4	0	5
January	3	0	9
February	2	2	14
March	1	1	10
April	2	0	13
May	0	0	23



NORTH OGDEN POLICE DEPARTMENT

May 2017 Crime Bulletin



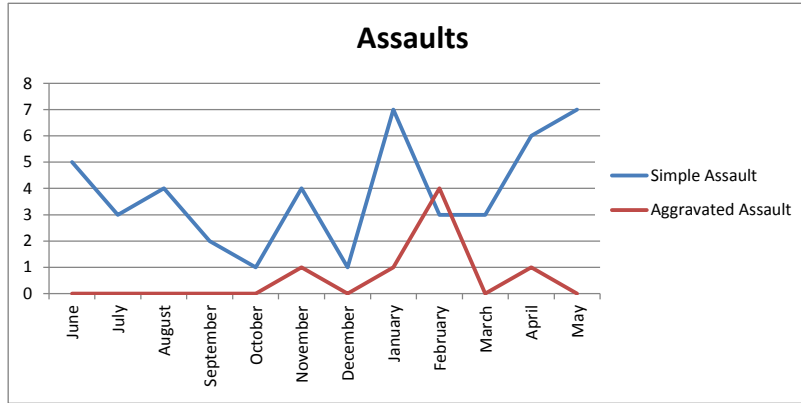
	Family Offenses		
	Domestic Violence	Child and Adult Cruelty/Neglect	Other Family Offenses
2007	78	27	19
2008	98	30	17
2009	82	23	19
2010	107	22	21
2011	111	22	26
2012	99	28	25
2013	84	19	32
2014	84	20	19
2015	80	20	29
2016	38	12	78



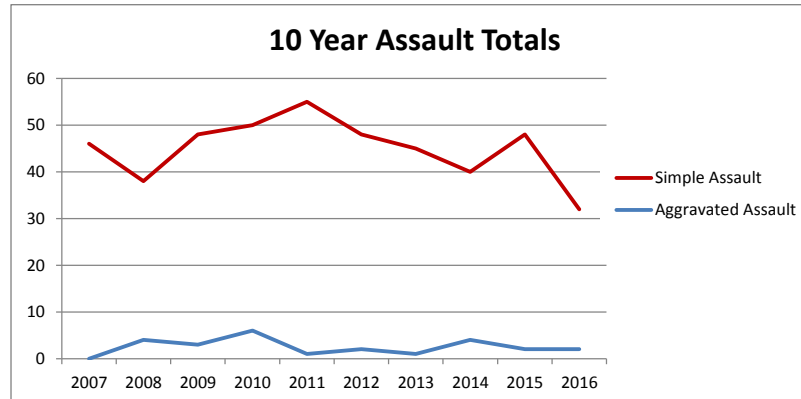
NORTH OGDEN POLICE DEPARTMENT

May 2017 Crime Bulletin

Assaults	Simple Assault	Aggravated Assault
June	5	0
July	3	0
August	4	0
September	2	0
October	1	0
November	4	1
December	1	0
January	7	1
February	3	4
March	3	0
April	6	1
May	7	0



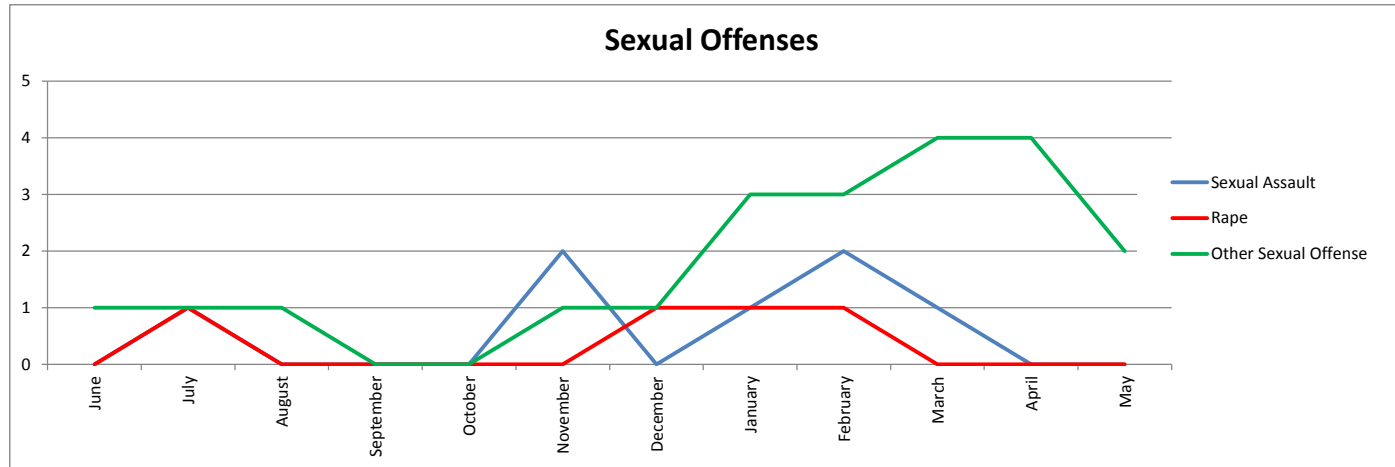
Assaults	Simple Assault	Aggravated Assault
2007	46	0
2008	38	4
2009	48	3
2010	50	6
2011	55	1
2012	48	2
2013	45	1
2014	40	4
2015	48	2
2016	32	2





NORTH OGDEN POLICE DEPARTMENT

May 2017 Crime Bulletin

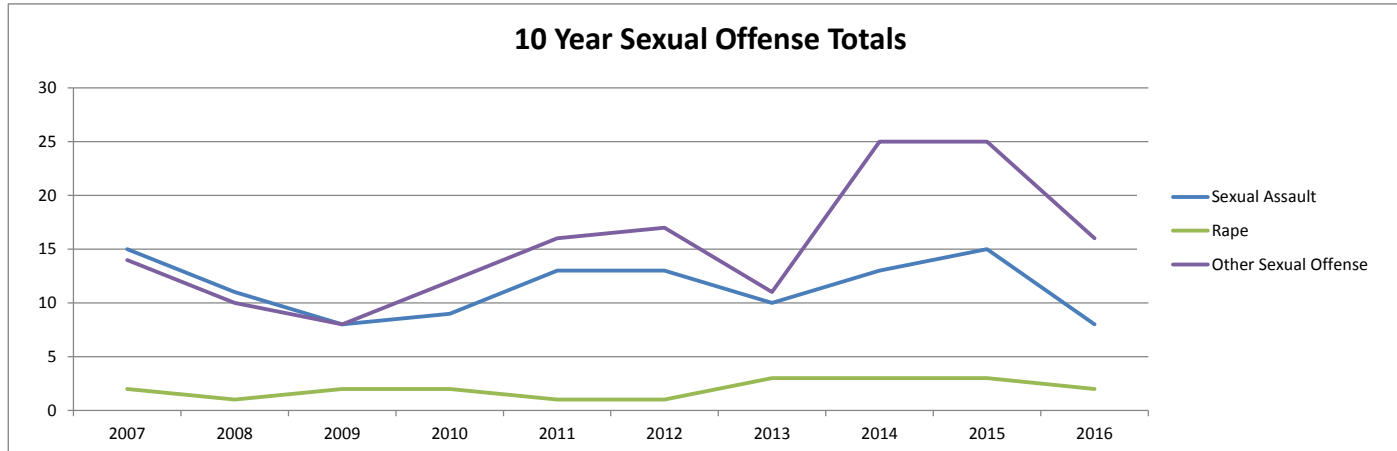


Sexual Offenses			
	Sexual Assault	Rape	Other Sexual Offense
June	0	0	1
July	1	1	1
August	0	0	1
September	0	0	0
October	0	0	0
November	2	0	1
December	0	1	1
January	1	1	3
February	2	1	3
March	1	0	4
April	0	0	4
May	0	0	2



NORTH OGDEN POLICE DEPARTMENT

May 2017 Crime Bulletin

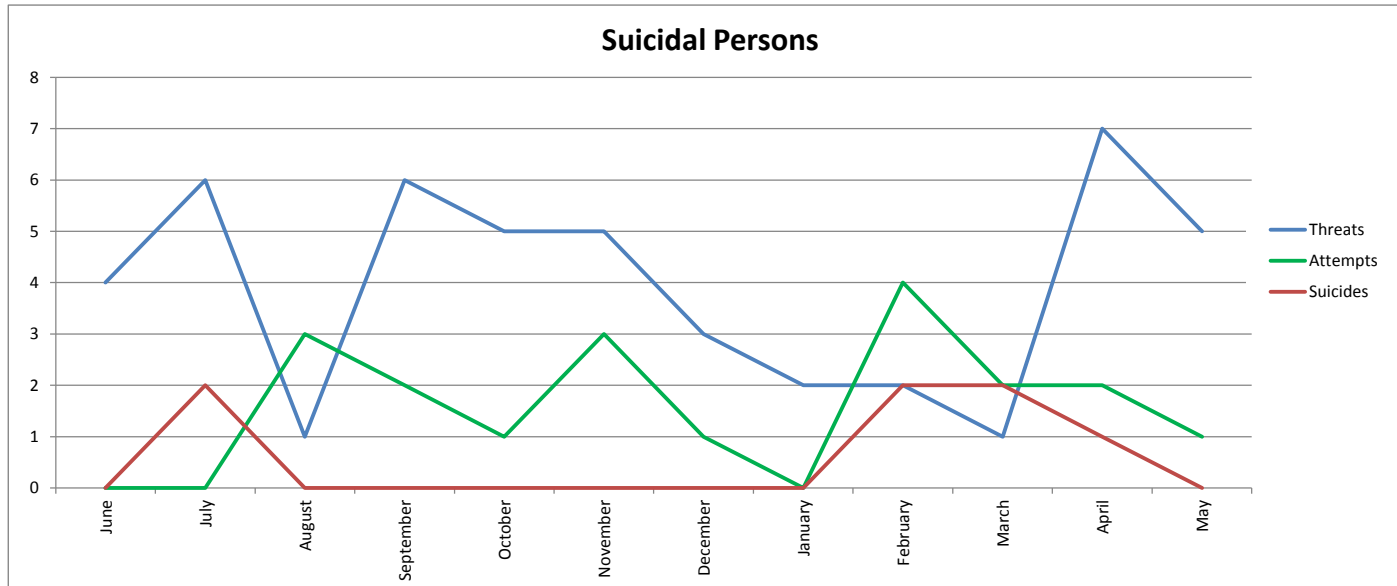


Year	Sexual Offenses		Other Sexual Offense
	Sexual Assault	Rape	
2007	15	2	14
2008	11	1	10
2009	8	2	8
2010	9	2	12
2011	13	1	16
2012	13	1	17
2013	10	3	11
2014	13	3	25
2015	15	3	25
2016	8	2	16



NORTH OGDEN POLICE DEPARTMENT

May 2017 Crime Bulletin

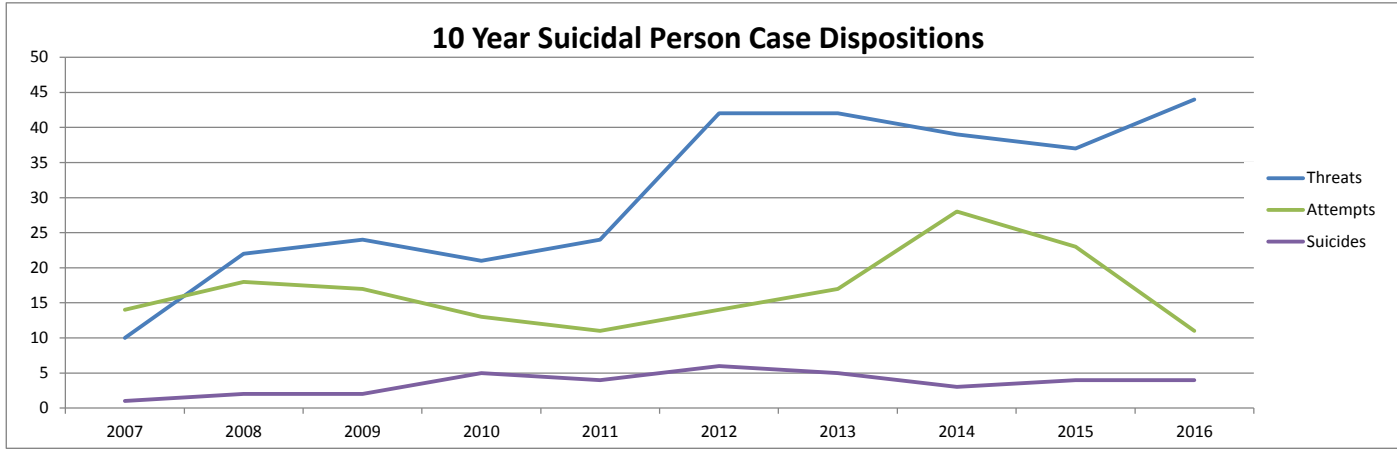


Suicidal Persons				
	Threats	Attempts	Suicides	Total
June	4	0	0	4
July	6	0	2	8
August	1	3	0	4
September	6	2	0	8
October	5	1	0	6
November	5	3	0	8
December	3	1	0	4
January	2	0	0	2
February	2	4	2	8
March	1	2	2	5
April	7	2	1	10
May	5	1	0	6



NORTH OGDEN POLICE DEPARTMENT

May 2017 Crime Bulletin

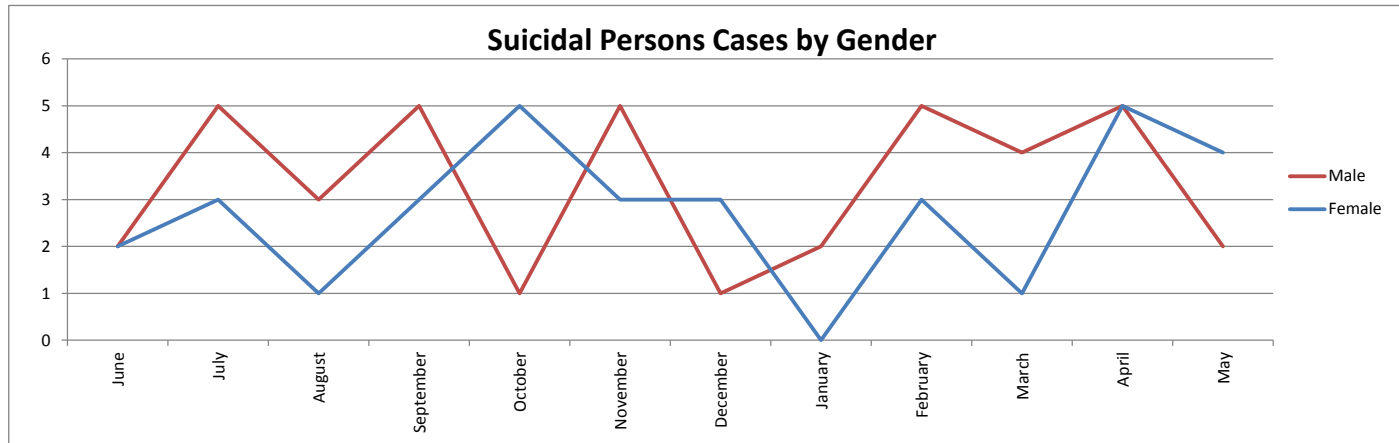


Suicidal Persons	Suicidal Persons			Total
	Threats	Attempts	Suicides	
2007	10	14	1	25
2008	22	18	2	42
2009	24	17	2	43
2010	21	13	5	39
2011	24	11	4	39
2012	42	14	6	62
2013	42	17	5	64
2014	39	28	3	70
2015	37	23	4	64
2016	44	11	4	59



NORTH OGDEN POLICE DEPARTMENT

May 2017 Crime Bulletin

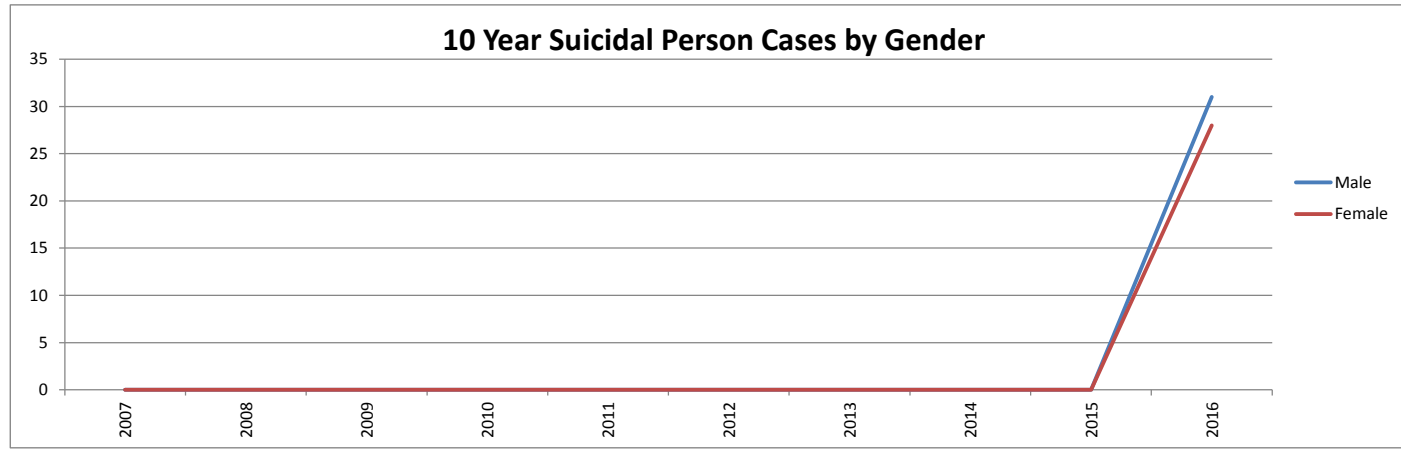


Suicidal Persons			
	Male	Female	Total
June	2	2	4
July	5	3	8
August	3	1	4
September	5	3	8
October	1	5	6
November	5	3	8
December	1	3	4
January	2	0	2
February	5	3	8
March	4	1	5
April	5	5	10
May	2	4	6



NORTH OGDEN POLICE DEPARTMENT

May 2017 Crime Bulletin

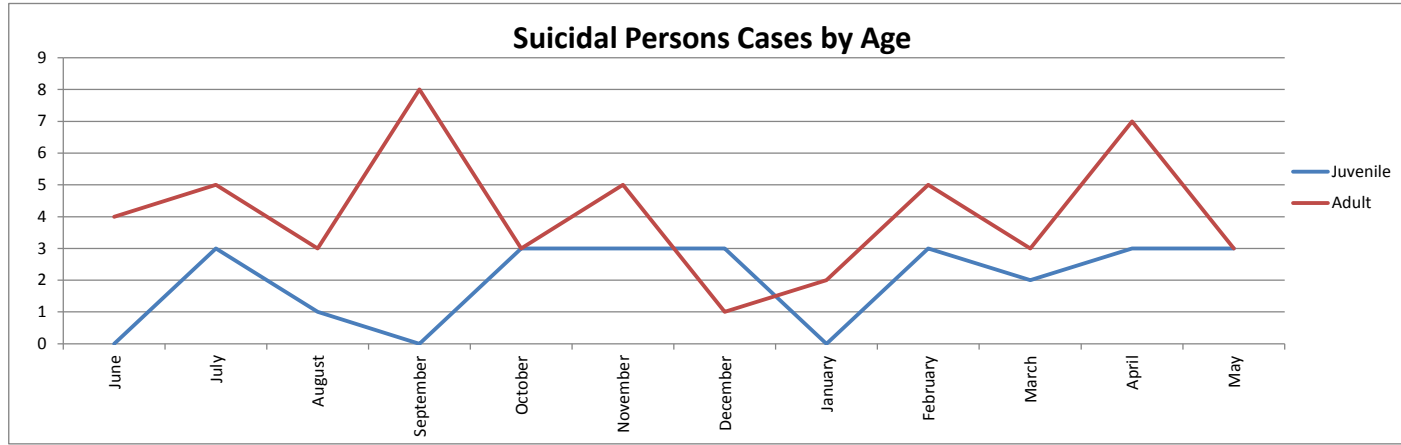


Suicidal Persons			
	Male	Female	Total
2007			0
2008			0
2009			0
2010			0
2011			0
2012			0
2013			0
2014			0
2015			0
2016	31	28	59



NORTH OGDEN POLICE DEPARTMENT

May 2017 Crime Bulletin

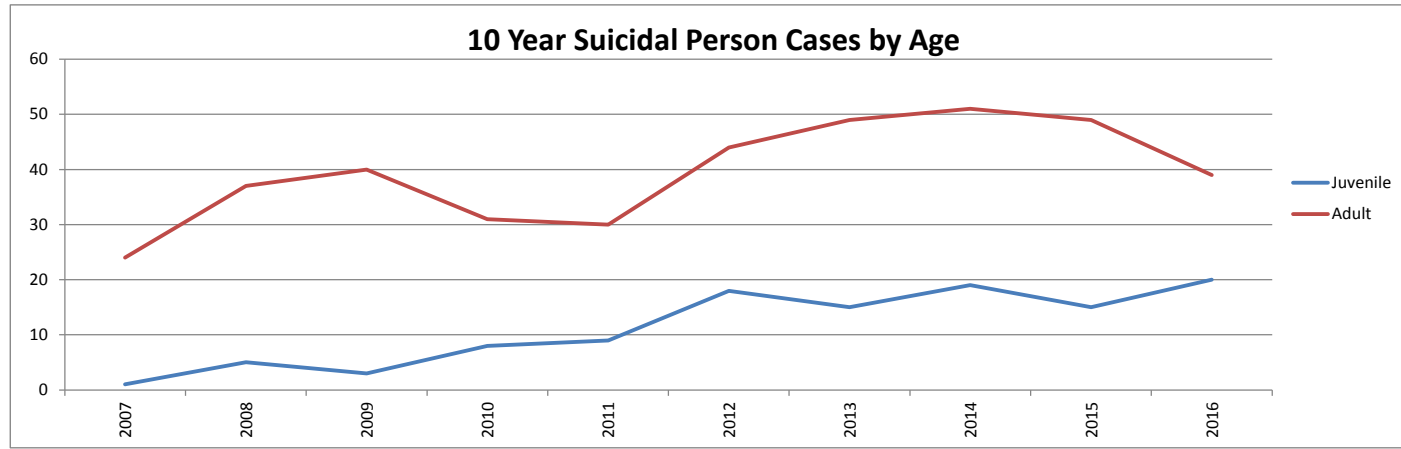


	Suicidal Persons		
	Juvenile	Adult	Total
June	0	4	4
July	3	5	8
August	1	3	4
September	0	8	8
October	3	3	6
November	3	5	8
December	3	1	4
January	0	2	2
February	3	5	8
March	2	3	5
April	3	7	10
May	3	3	6



NORTH OGDEN POLICE DEPARTMENT

May 2017 Crime Bulletin

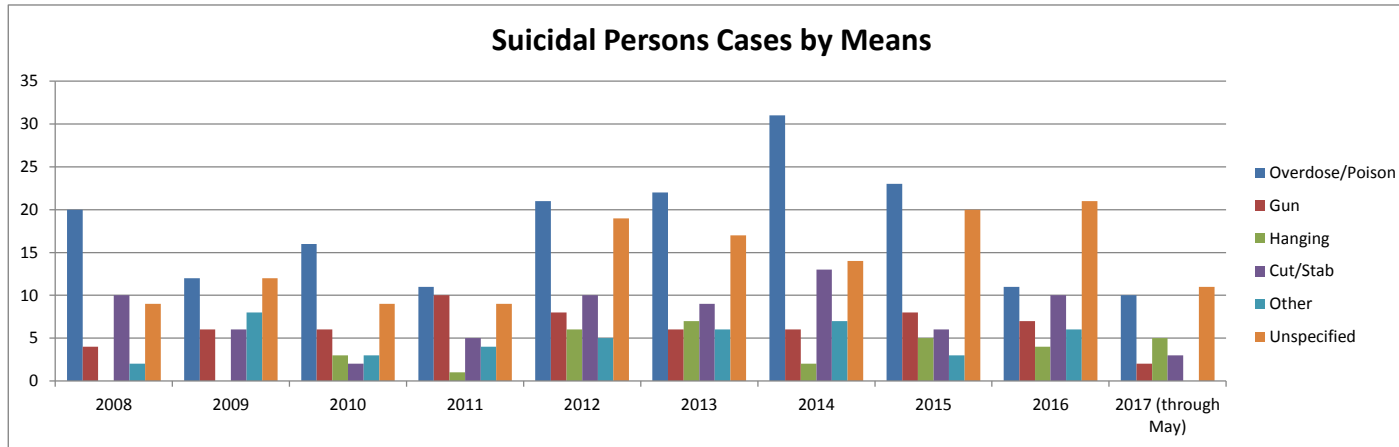


Suicidal Persons			
	Juvenile	Adult	Total
2007	1	24	25
2008	5	37	42
2009	3	40	43
2010	8	31	39
2011	9	30	39
2012	18	44	62
2013	15	49	64
2014	19	51	70
2015	15	49	64
2016	20	39	59



NORTH OGDEN POLICE DEPARTMENT

May 2017 Crime Bulletin



	Suicidal Means					
	Overdose/Poison	Gun	Hanging	Cut/Stab	Other	Unspecified
2008	20	4	0	10	2	9
2009	12	6	0	6	8	12
2010	16	6	3	2	3	9
2011	11	10	1	5	4	9
2012	21	8	6	10	5	19
2013	22	6	7	9	6	17
2014	31	6	2	13	7	14
2015	23	8	5	6	3	20
2016	11	7	4	10	6	21
2017 (through May)	10	2	5	3	0	11

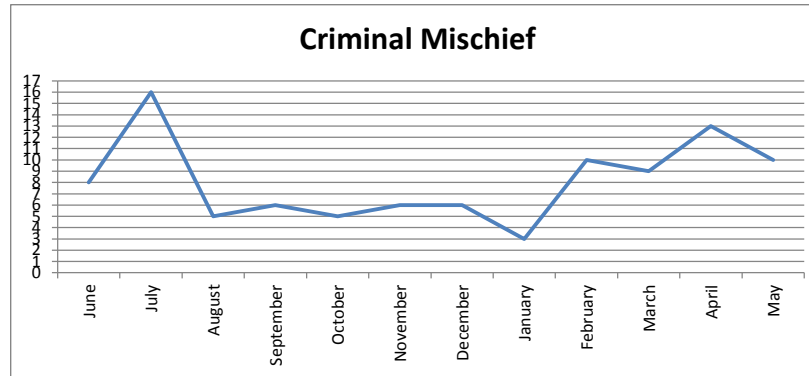
* Cases listed as "Other" generally include carbon monoxide, and intentional traffic related incidents and intentional electricutions.



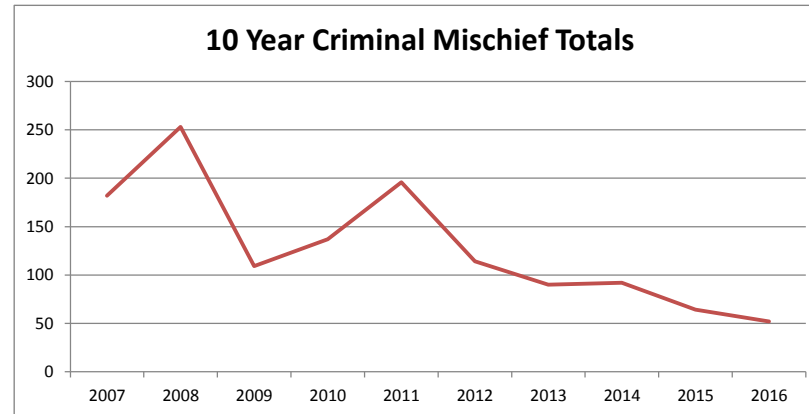
NORTH OGDEN POLICE DEPARTMENT

May 2017 Crime Bulletin

Criminal Mischief	
June	8
July	16
August	5
September	6
October	5
November	6
December	6
January	3
February	10
March	9
April	13
May	10



Criminal Mischief (including arson)	
2007	182
2008	253
2009	109
2010	137
2011	196
2012	114
2013	90
2014	92
2015	64
2016	52

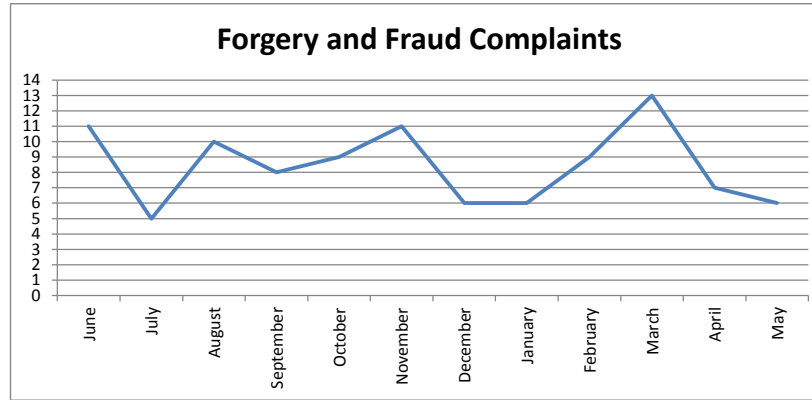




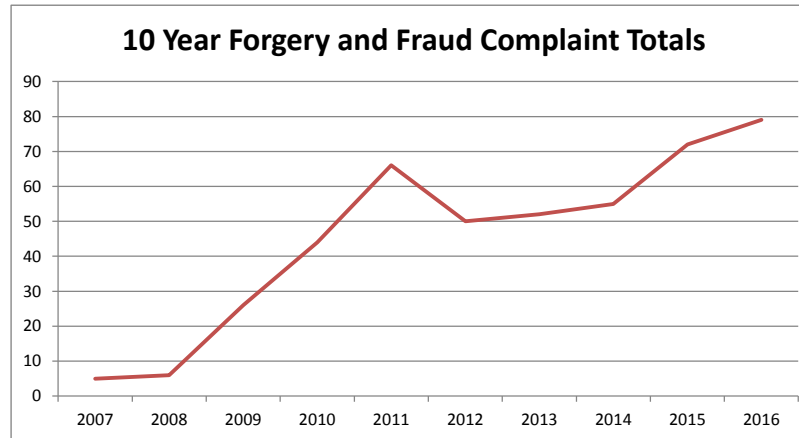
NORTH OGDEN POLICE DEPARTMENT

May 2017 Crime Bulletin

	Forgery and Fraud Complaints
June	11
July	5
August	10
September	8
October	9
November	11
December	6
January	6
February	9
March	13
April	7
May	6



	Forgery and Fraud Complaint
2007	5
2008	6
2009	26
2010	44
2011	66
2012	50
2013	52
2014	55
2015	72
2016	79



* Fraud cases added April 2009



NORTH OGDEN POLICE DEPARTMENT

May 2017 Crime Bulletin

	Drug Sniffs	Public Relations	Apprehensions	Searches for Persons	Total K-9 Deployments
June					
July					
August					
September	9	0	0	0	9
October	8	1	0	0	9
November	9	0	1	3	13
December	5	0	0	0	10
January	6	0	0	0	6
February	4	1	0	0	5
March	13	0	1	1	15
April	3	1	0	0	4
May	4	0	0	0	4